


# TRANSITION GUIDE



**Kathy Cikulin-Kulinski, PT, DPT, OCS**

ISBN: 978-1-284-10556-8  
Paperback • 650 Pages • © 2018

This transition guide serves to outline the updates and new content found in *Physical Therapy Clinical Handbook for PTAs, Third Edition*.

## SUMMARY

*Physical Therapy Clinical Handbook for PTAs, Third Edition* is a concise clinical guide designed specifically to help physical therapist assistant students and practitioners easily obtain helpful evidence-based information. This succinct handbook covers the evaluative as well as the interventional aspect of physical therapy and offers immediate guidance concerning physical therapy data collection and interventions, including musculoskeletal, neurologic, cardiopulmonary, integumentary, geriatric, pediatric, and acute care interventions.

## KEY UPDATES:

- Updated to reflect APTA's *Guide to Physical Therapist Practice 3.0*
- Expand Information on HIPAA and Bloodborne Pathogens
- Updated Infection Control Section
- New Information on Elder and Child Abuse
- Expanded Information About Documentation
- Inclusion of EMR
- Inclusion of Common Medication
- Wider Range of Musculoskeletal Pathologies
- Wider Range of Neurologic Interventions
- Expanded Section on Geriatric Disorders/Diseases

## APPLICABLE COURSES:

- Clinical Practicum
- Clinical Education
- Clinical Experience



## STAY CONNECTED

Facebook:  
[www.facebook.com/jonesbartlettlearning](http://www.facebook.com/jonesbartlettlearning)

Twitter:  
[@JBL\\_Health](https://twitter.com/JBL_Health)

Blog:  
[blogs.jblearning.com/health](http://blogs.jblearning.com/health)


SourceCode: CK3eTGao



Jones & Bartlett Learning | 5 Wall Street | Burlington, MA | 01803  
phone: 1-800-832-0034 | fax: 978-443-8000 | [www.jblearning.com](http://www.jblearning.com)


## CHAPTER OUTLINE

This chapter outline comparison has been created to help you easily transition to the *Third Edition*. Note that chapter content from the *Second Edition* may now be found in a different chapter in the *Third Edition*. Also note that chapter numbers and titles may have been updated.



***Physical Therapy Clinical Handbook for PTAs, Second Edition***

by Olga Dreeben-Irimia



***Physical Therapy Clinical Handbook for PTAs, Third Edition***

by Kathy Cikulin-Kulinski

Part 1: Safety in the Clinical Environment	Part 1: Safety in the Clinical Environment
Section 1-1: Physical Therapist and Physical Therapist Assistant Relationship	Section 1-1: Physical Therapist and Physical Therapist Assistant Relationship
Section 1-2: Patient Communication	Section 1-2: Patient Communication
Section 1-3: Patient Education	Section 1-3: Cultural Competence
Section 1-4: Patient Confidentiality	Section 1-4: Infection Control
Section 1-5: Cultural Competence	Section 1-5: Family Violence
Section 1-6: Infection Control	Section 1-6: Patient Safety During Interventions
Section 1-7: Domestic Violence	
Section 1-8: Patient Safety During Interventions	
Part 2: Clinical Documentation	Part 2: Clinical Documentation
Section 2-1: Documentation Guidelines	Section 2-1: Documentation Guidelines
Section 2-2: Documentation Elements	Section 2-2: Documentation Elements
Section 2-3: Daily/Weekly SOAP Note Elements	Section 2-3: International Classification of Functioning, Disability, and Health (ICF) Overview
Section 2-4: Abbreviations and Symbols Frequently Used in Physical Therapy	Section 2-4: Daily/Weekly SOAP Note Elements
	Section 2-5: Patient Education
	Section 2-6: Electronic Medical Documentation
	Section 2-7: Patient Confidentiality
Part 3: Musculoskeletal Interventions	Part 3: Musculoskeletal Interventions
Section 3-1: Musculoskeletal Data Collection	Section 3-1: Phases of Tissue Healing and Clinical Interventions
Section 3-2: Basic Clinical Impairments and Functional Limitations of Common Musculoskeletal Conditions	Section 3-2: Bones
Section 3-3: Types of Musculoskeletal Interventions	Section 3-3: Muscles: Function, Nerve, Origin, Insertion, and Palpation
Section 3-4: Musculoskeletal Intervention Patterns	Section 3-4: Musculoskeletal Data Collection
Section 3-5: Phases of Tissue Healing and Clinical Interventions	Section 3-5: Basic Clinical Impairments and Activity Limitations Related to Common Musculoskeletal Conditions
Section 3-6: Bones	Section 3-6: Types of Musculoskeletal Interventions
Section 3-7: Muscles: Function, Nerve, Origin, Insertion, and Palpation	Section 3-7: Musculoskeletal Intervention Strategies

Part 4: Neurologic Interventions		Part 4: Neurologic Interventions
Section 4-1: Neurologic Data Collection		Section 4-1: Review of Nervous System Anatomy and Physiology
Section 4-2: Clinical Impairments and Functional Limitations of Neurologic Conditions		Section 4-2: Neurologic Data Collection
Section 4-3: Types of Neurologic Interventions		Section 4-3: Clinical Impairments and Activity Limitations of Neurologic Conditions
Section 4-4: Neurologic Intervention Patterns		Section 4-4: Types of Neurologic Interventions
Section 4-5: Review of Nervous System Anatomy and Physiology		Section 4-5: Neurologic Interventions
Part 5: Cardiopulmonary Interventions		Part 5: Cardiopulmonary Interventions
Section 5-1: Cardiopulmonary Data Collection		Section 5-1: Review of Cardiopulmonary System and Anatomy
Section 5-2: Impairments Caused by Cardiopulmonary Conditions		Section 5-2: Cardiopulmonary Data Collection
Section 5-3: Patient Safety During Cardiopulmonary Interventions		Section 5-3: Body Structure and Function Impairments Related to the Cardiopulmonary System
Section 5-4: Types of Cardiopulmonary Interventions		Section 5-4: Patient Safety During Cardiopulmonary Interventions
Section 5-5: Cardiopulmonary Intervention Patterns		Section 5-5: Types of Cardiopulmonary Interventions
Section 5-6: Review of Cardiopulmonary System Anatomy and Physiology		Section 5-6: Cardiopulmonary Intervention Patterns
Part 6: Integumentary Interventions		Part 6: Integumentary Interventions
Section 6-1: Integumentary Data Collection		Section 6-1: Review of Integumentary System Anatomy
Section 6-2: Clinical Impairments and Functional Limitations of Integumentary Conditions		Section 6-2: Integumentary Overview
Section 6-3: Types of Integumentary Interventions		Section 6-3: Clinical Impairments, Activity Limitations, and Participation Restrictions Associated with Integumentary Conditions
Section 6-4: Integumentary Intervention Patterns		Section 6-4: Types of Integumentary Interventions
Section 6-5: Wound Documentation		Section 6-5: Integumentary Interventions
Section 6-6: Review of Integumentary		Section 6-6: Wound Documentation
Part 7: Geriatric Interventions		Part 7: Geriatric Interventions
Section 7-1: Geriatric Data Collection		Section 7-1: Geriatric Overview
Section 7-2: Age-Related Impairments, Functional Limitations, and Suggestions for Interventions		Section 7-2: Age-Related Impairments, Activity Limitations, Participation Restrictions, and Suggestions for Interventions
Section 7-3: Geriatric Disorders/Diseases and Intervention Patterns		Section 7-3: Geriatric Disorders/Diseases and Intervention Patterns
Section 7-4: Reimbursement Overview		Section 7-4: Reimbursement Overview
Part 8: Pediatric Interventions		Part 8: Pediatric Interventions
Section 8-1: Pediatric Data Collection		Section 8-1: Pediatric Overview
Section 8-2: Pediatric Interventions		Section 8-2: Pediatric Interventions
Section 8-3: Pediatric Disorders and Diseases: Intervention Patterns		Section 8-3: Pediatric Disorders and Diseases: Intervention Patterns
Part 9: Basic Acute Care Physical Therapy Interventions		Part 9: Basic Acute Care Physical Therapy Interventions
Section 9-1: Acute Care Physical Therapy Musculoskeletal/Orthopedic Interventions		Section 9-1: Acute Care Physical Therapy Musculoskeletal/Orthopedic Interventions
Section 9-2: Acute Care Neurological Interventions		Section 9-2: Acute Care Neurological Interventions
Section 9-3: Application of Interventions to Various Acute Care Conditions: Factors to Consider		Section 9-3: Application of Interventions to Various Acute Care Conditions: Factors to Consider
Appendix A: Berg Balance Scale		
Appendix B: Functional Balance Test: Performance-Oriented Assessment of Mobility A (POMA I—Tinetti)		
Appendix C: Patient Education: Borg Scale of Rating of Perceived Exertion		
Appendix D: Skin Care for Lymphedema		
Appendix E: Patient Education for Skin Care (for Diabetes)		
Appendix F: Patient Education for Foot Care (for Diabetes)		