


# FUNDAMENTALS OF MICROBIOLOGY





# The Pommerville Microbiology Course Solution

More For Less? Of Course!

BEST VALUE

## Bundle Option

1



**Fundamentals of Microbiology,  
Eleventh Edition**

WITH

**Laboratory Fundamentals of  
Microbiology, Eleventh Edition**


*(includes access to Fundamentals of Microbiology  
Laboratory Videos)*

This all-inclusive bundle contains the textbook and the laboratory manual with access to over 110 minutes of NEW videos that teach common lab skills. Get it all for only \$25 more than the printed textbook alone.

**Bundle ISBN: 978-1-284-14396-6**

## Bundle Option

2



**Fundamentals of Microbiology,  
Eleventh Edition**

WITH

**Fundamentals of Microbiology  
Laboratory Videos**

This bundle includes the textbook and individual access to the *Fundamentals of Microbiology Laboratory Videos* for only \$25 more than the printed textbook alone.


**Bundle ISBN: 978-1-284-14435-2**

Visit [go.jblearning.com/Pommerville](http://go.jblearning.com/Pommerville) to learn more about these learning and teaching tools, view a sample video, and see sample exercises from the lab manual.



ELEVENTH EDITION

# FUNDAMENTALS OF MICROBIOLOGY



**JEFFREY C. POMMERVILLE**  
Glendale Community College



JONES & BARTLETT  
LEARNING



World Headquarters  
Jones & Bartlett Learning  
5 Wall Street  
Burlington, MA 01803  
978-443-5000  
info@jblearning.com  
www.jblearning.com

Jones & Bartlett Learning books and products are available through most bookstores and online booksellers. To contact Jones & Bartlett Learning directly, call 800-832-0034, fax 978-443-8000, or visit our website, [www.jblearning.com](http://www.jblearning.com).

Substantial discounts on bulk quantities of Jones & Bartlett Learning publications are available to corporations, professional associations, and other qualified organizations. For details and specific discount information, contact the special sales department at Jones & Bartlett Learning via the above contact information or send an email to [specialsales@jblearning.com](mailto:specialsales@jblearning.com).

Copyright © 2018 by Jones & Bartlett Learning, LLC, an Ascend Learning Company

All rights reserved. No part of the material protected by this copyright may be reproduced or utilized in any form, electronic or mechanical, including photocopying, recording, or by any information storage and retrieval system, without written permission from the copyright owner.

The content, statements, views, and opinions herein are the sole expression of the respective authors and not that of Jones & Bartlett Learning, LLC. Reference herein to any specific commercial product, process, or service by trade name, trademark, manufacturer, or otherwise does not constitute or imply its endorsement or recommendation by Jones & Bartlett Learning, LLC and such reference shall not be used for advertising or product endorsement purposes. All trademarks displayed are the trademarks of the parties noted herein. *Fundamentals of Microbiology, Eleventh Edition* is an independent publication and has not been authorized, sponsored, or otherwise approved by the owners of the trademarks or service marks referenced in this product.

There may be images in this book that feature models; these models do not necessarily endorse, represent, or participate in the activities represented in the images. Any screenshots in this product are for educational and instructive purposes only. Any individuals and scenarios featured in the case studies throughout this product may be real or fictitious, but are used for instructional purposes only.

10104-1

#### Production Credits

VP, Executive Publisher: David D. Cella  
Executive Editor: Matthew Kane  
Senior Development Editor: Nancy Hoffmann  
Associate Editor: Audrey Schwinn  
Production Manager: Dan Stone  
Senior Production Editor: Nancy Hitchcock  
Marketing Manager: Lindsay White  
Director of Marketing: Andrea DeFronzo  
Production Services Manager: Colleen Lamy  
Manufacturing and Inventory Control Supervisor:  
Amy Bacus  
Composition: Cenveo® Publisher Services

Cover Design: Kristin E. Parker  
Director of Rights & Media: Joanna Gallant  
Rights & Media Specialist: Jamey O'Quinn  
Rights & Media Specialist: Wes DeShano  
Media Development Editor: Troy Liston  
Cover Image (Title Page, Part Opener, Chapter Opener):  
Courtesy of Jed Alan Fuhrman, University of Southern  
California© M.I.T. Case No. 17683C, "C Food", by Roman  
Stocker, Steven Paul Smriga, and Vicente Ignacio  
Fernandez  
Printing and Binding: LSC Communications  
Cover Printing: LSC Communications

#### Library of Congress Cataloging-in-Publication Data

Names: Pommerville, Jeffrey C., author.  
Title: Fundamentals of microbiology / Jeffrey C. Pommerville.  
Description: Eleventh edition. | Burlington, MA : Jones & Bartlett Learning,  
[2018] | Includes index.  
Identifiers: LCCN 2017014168 | ISBN 9781284100952  
Subjects: | MESH: Microbiological Phenomena  
Classification: LCC QR41.2 | NLM QW 4 | DDC 616.9/041—dc23  
LC record available at <https://lcn.loc.gov/2017014168>

6048

Printed in the United States of America  
21 20 19 18 17 10 9 8 7 6 5 4 3 2 1



# BRIEF CONTENTS

## PART I Foundations of Microbiology 1

- 1 Microbiology: Then and Now. . . . . 2
- 2 The Chemical Building Blocks of Life. . . . . 35
- 3 Concepts and Tools for Studying Microorganisms . . . . . 66
- 4 Structure and Organization of Prokaryotic Cells. . . . . 101
- 5 Microbial Growth and Nutrition . . . . . 137
- 6 Microbial Metabolism . . . . . 169

## PART II The Genetics of Microorganisms 201

- 7 Microbial Genetics . . . . . 202
- 8 Gene Transfer, Genetic Engineering, and Genomics. . . . . 239

## PART III The Control of Microorganisms 275

- 9 Control of Microorganisms: Physical Methods and Chemical Agents. . . . . 276
- 10 Control of Microorganisms: Antimicrobial Drugs and Superbugs . . . . 310

## Part IV Bacterial Diseases of Humans 351

- 11 Airborne Bacterial Diseases . . . . . 352
- 12 Foodborne and Waterborne Bacterial Diseases . . . . . 389
- 13 Soilborne and Arthropod-Borne Bacterial Diseases . . . . . 427
- 14 Sexually Transmitted and Contact Transmitted Bacterial Diseases . . . . . 452

## Part V Viruses and Eukaryotic Microorganisms 493

- 15 The Viruses and Virus-Like Agents. . . . . 494
- 16 Viral Infections of the Respiratory Tract and Skin. . . . . 532

- 17 Viral Infections of the Blood, Lymphatic, Gastrointestinal, and Nervous Systems. . . 565
- 18 Eukaryotic Microorganisms: The Fungi . . . 597
- 19 Eukaryotic Microorganisms: The Parasites . . . . . 632

## PART VI Interactions and Impact of Microorganisms with Humans 673

- 20 The Host-Microbe Relationship and Epidemiology . . . . . 674
- 21 Resistance and the Immune System: Innate Immunity . . . . . 713
- 22 Resistance and the Immune System: Adaptive Immunity . . . . . 740
- 23 Immunization and Serology . . . . . 769
- 24 Immune Disorders and AIDS. . . . . 804

## PART VII Environmental and Applied Microbiology 843

- 25 Applied and Industrial Microbiology\*. . . . 844
- 26 Environmental Microbiology\*. . . . . 874

**Appendix A Metric Measurement and Temperature Conversion Chart. . . A-1**

**Appendix B CDC Summary of Notifiable Diseases in the United States 2014 . . . . . B-1**

**Appendix C Pronouncing Organism Names. . . C-1**

**Appendix D Answers to Self-Test Questions\*. . . . . D-1**

**Appendix E Answers to MicroInquiry, Clinical Cases, and Investigating the Microbial World Questions\*. . . . . E-1**

**Appendix F Answers to Chapter Challenge Questions\*. . . . . F-1**

**Glossary. . . . . G-1**

**Index . . . . . I-1**

*\*eBook only*



# CONTENTS

Preface .....	XIII
Acknowledgments .....	XXVI
About the Author .....	XXVII
To the Student—Study Smart .....	XXIX

## PART I Foundations of Microbiology 1

### Chapter 1: Microbiology: Then and Now .... 2

1.1 The Discovery of Microbes Leads to Questioning Their Origins .....	6
1.2 Disease Transmission Can Be Prevented .....	11
1.3 The Classical Golden Age of Microbiology Reveals the Germ .....	16
1.4 With the Discovery of Other Microbes, the Microbial World Expands .....	21
1.5 The Second Golden Age of Microbiology Involves the Birth of Molecular Biology and Chemotherapy .....	24
1.6 A Third Golden Age of Microbiology Is Now .....	27
<b>Chapter Review</b> .....	31

### Chapter 2: The Chemical Building Blocks of Life ..... 35 |

2.1 Organisms Are Composed of Atoms .....	36
2.2 Chemical Bonds Form Between Reactive Atoms .....	39
2.3 All Living Organisms Depend on Water .....	44
2.4 Living Organisms Are Composed of Four Types of Organic Compounds .....	47
<b>Chapter Review</b> .....	62

### Chapter 3: Concepts and Tools for Studying Microorganisms ..... 66 |

3.1 Prokaryotes Are Not Simple, Primitive Organisms .....	67
3.2 Classifying Microorganisms Reveals Relationships Between Organisms .....	76
3.3 Microscopy Is Used to Visualize the Structure of Cells .....	85
<b>Chapter Review</b> .....	97

### Chapter 4: Structure and Organization of Prokaryotic Cells ..... 101 |

4.1 Prokaryotes Can Be Distinguished by Their Cell Shape and Arrangements .....	103
4.2 Bacterial and Archaeal Cells Have an Organized Structure .....	105
4.3 Cell-Surface Structures Interact with the Environment .....	107
4.4 Most Prokaryotic Cells Have a Cell Envelope .....	116
4.5 The Cell Cytoplasm Is Packed with Internal Structures .....	123
4.6 There Is Tremendous Diversity Among the Domains Bacteria and Archaea .....	128
<b>Chapter Review</b> .....	133

### Chapter 5: Microbial Growth and Nutrition ..... 137 |

5.1 Microbial Reproduction and Growth Are Part of the Cell Cycle .....	139
5.2 Optimal Growth Is Dependent on Several Physical and Chemical Factors .....	149
5.3 Culture Media Are Used to Grow Microbes and Measure Their Growth .....	156
<b>Chapter Review</b> .....	166

### Chapter 6: Microbial Metabolism ..... 169 |

6.1 Enzymes and Energy Drive Cellular Metabolism .....	170
6.2 Glucose Catabolism Generates Cellular Energy .....	177
6.3 There Are Other Pathways to ATP Production .....	185
6.4 Photosynthesis Converts Light Energy to Chemical Energy .....	191
6.5 Microbes Exhibit Metabolic Diversity .....	194
<b>Chapter Review</b> .....	197

## PART II The Genetics of Microorganisms 201

### Chapter 7: Microbial Genetics ..... 202 |

7.1 The Hereditary Molecule in All Organisms Is DNA .....	204
7.2 DNA Replication Is Part of the Cell Cycle .....	211



7.3	Gene Expression Produces RNA and Protein for Cell Function.....	213
7.4	Mutations Are Heritable Changes in a Cell's DNA.....	223
7.5	Techniques Exist for Identifying Mutants....	232
	<b>Chapter Review</b> .....	235

## **Chapter 8: Gene Transfer, Genetic Engineering, and Genomics . . . . . 239**

8.1	Bacterial Cells Can Recombine Genes in Several Ways .....	240
8.2	Genetic Engineering Involves the Deliberate Transfer of Genes Between Organisms ....	249
8.3	Microbial Genomics Studies Genes and Genomes at the Single-Cell to Community Levels .....	261
	<b>Chapter Review</b> .....	270

## **PART III The Control of Microorganisms 275**

### **Chapter 9: Control of Microorganisms: Physical Methods and Chemical Agents. . . 276**

9.1	Microbial Growth Can Be Controlled in Several Ways .....	277
9.2	There Are Various Physical Methods to Control Microbial Growth.....	279
9.3	Chemical Control Usually Involves Disinfection .....	291
9.4	A Variety of Chemical Agents Can Control Microbial Growth.....	296
	<b>Chapter Review</b> .....	306

### **Chapter 10: Control of Microorganisms: Antimicrobial Drugs and Superbugs . . . . . 310**

10.1	Antimicrobial Agents Are Chemical Substances Used to Treat Infectious Disease.....	311
10.2	Synthetic Antibacterial Agents Primarily Inhibit DNA Synthesis and Cell Wall Formation.....	316
10.3	Beta-Lactam Antibiotics Target Bacterial Cell Wall Synthesis.....	318
10.4	Other Antibiotics Target Some Aspect of Metabolism .....	321
10.5	Other Antimicrobial Drugs Target Viruses, Fungi, and Parasites .....	328
10.6	Antimicrobial Drug Resistance Is a Growing Challenge .....	332
	<b>Chapter Review</b> .....	346

## **Part IV Bacterial Diseases of Humans 351**

### **Chapter 11: Airborne Bacterial Diseases. . . 352**

11.1	The Respiratory System and a Resident Microbiome Normally Impede Bacterial Colonization.....	354
11.2	Several Bacterial Diseases Affect the Upper Respiratory Tract.....	359
11.3	Many Bacterial Diseases of the Lower Respiratory Tract Can Be Life Threatening .....	367
	<b>Chapter Review</b> .....	386

### **Chapter 12: Foodborne and Waterborne Bacterial Diseases. . . . . 389**

12.1	The Digestive System Has Diverse Resident Microbiomes .....	390
12.2	Bacterial Diseases of the Oral Cavity Can Affect One's Overall Health.....	396
12.3	Bacterial Diseases of the GI Tract Usually Are Spread Through Food and Water .....	401
12.4	Some Bacterial Diseases Are the Result of Foodborne Intoxications .....	403
12.5	GI Infections Can Be Caused by Several Bacterial Pathogens.....	406
	<b>Chapter Review</b> .....	423

### **Chapter 13: Soilborne and Arthropod-Borne Bacterial Diseases. . . . . 427**

13.1	Several Soilborne Bacterial Diseases Develop from Endospores .....	429
13.2	Some Bacterial Diseases Can Be Transmitted by Arthropods .....	435
13.3	Rickettsial and Ehrlichial Diseases Are Spread by Arthropods .....	443
	<b>Chapter Review</b> .....	448

### **Chapter 14: Sexually Transmitted and Contact Transmitted Bacterial Diseases. . . 452**

14.1	Portions of the Female and Male Reproductive Systems Contain a Resident Microbiome .....	454
14.2	Many Sexually Transmitted Infections Are Caused by Bacteria.....	457
14.3	Urinary Tract Infections Are the Second Most Common Body Infection.....	465
14.4	Contact Diseases Can Be Caused by Resident Bacterial Species .....	470



14.5	Contact Diseases Also Can Be Caused by Bacterial Species That Originate Externally .....	476
14.6	Several Contact Diseases Affect the Eye ...	484
	<b>Chapter Review</b> .....	488

## **PART V Viruses and Eukaryotic Microorganisms 493**

### **Chapter 15: The Viruses and Virus-Like Agents ..... 494**

15.1	Filterable Infectious Agents Cause Disease .....	495
15.2	Viruses Have a Simple Structural Organization. ....	498
15.3	Viruses Can Be Classified by Their Genome. ....	504
15.4	Virus Replication Follows a Set of Common Steps .....	508
15.5	Viruses and Their Infections Can Be Detected in Various Ways. ....	517
15.6	Some Viruses Are Associated with Human Tumors and Cancers .....	519
15.7	Emerging Viruses Arise from Genetic Recombination and Mutation .....	523
15.8	Prions Are Infectious, Virus-Like Agents ...	526
	<b>Chapter Review</b> .....	529

### **Chapter 16: Viral Infections of the Respiratory Tract and Skin ..... 532**

16.1	Viruses Account for Many Upper Respiratory Tract Infections. ....	534
16.2	Viral Infections of the Lower Respiratory Tract Can Be Severe .....	537
16.3	Herpesviruses Cause Several Human Skin Diseases. ....	548
16.4	Several Other Viral Diseases Affect the Skin .....	554
	<b>Chapter Review</b> .....	562

### **Chapter 17: Viral Infections of the Blood, Lymphatic, Gastrointestinal, and Nervous Systems ..... 565**

17.1	Viral Infections Can Affect the Blood and the Lymphatic Systems. ....	566
17.2	Some Viral Diseases Cause Hemorrhagic Fevers .....	573

17.3	Viral Infections of the Gastrointestinal Tract Are Major Global Health Challenges ...	581
17.4	Viral Diseases of the Nervous System Can Be Deadly .....	585
	<b>Chapter Review</b> .....	594

### **Chapter 18: Eukaryotic Microorganisms: The Fungi ..... 597**

18.1	The Kingdom Fungi Includes the Molds and Yeasts .....	598
18.2	Fungal Growth and Reproduction Are Dependent on Spores .....	602
18.3	Fungi Have Evolved into a Variety of Forms .....	607
18.4	Some Fungi Can Invade the Skin. ....	616
18.5	Several Fungal Pathogens Cause Lower Respiratory Tract Diseases .....	620
	<b>Chapter Review</b> .....	628

### **Chapter 19: Eukaryotic Microorganisms: The Parasites ..... 632**

19.1	Protists Exhibit Great Structural and Functional Diversity .....	633
19.2	Protistan Parasites Attack the Skin and the Digestive and Urinary Tracts .....	641
19.3	Many Protistan Diseases of the Blood and Nervous System Can Be Life Threatening ...	647
19.4	Parasitic Helminths Cause Substantial Morbidity Worldwide .....	655
	<b>Chapter Review</b> .....	667

## **PART VI Interactions and Impact of Microorganisms with Humans 673**

### **Chapter 20: The Host-Microbe Relationship and Epidemiology ..... 674**

20.1	The Host and Microbe: An Intimate Relationship in Health and Disease .....	676
20.2	The Host and Microbe: Establishment of Infection and Disease .....	682
20.3	Epidemiology Is the Foundation of Public Health .....	692
	<b>Chapter Review</b> .....	710



## Chapter 21: Resistance and the Immune System: Innate Immunity . . . . . 713

- 21.1 The Immune System Is a Network of Cells and Molecules to Defend Against Foreign Substances . . . . . 714
- 21.2 Surface Barriers Are Part of Innate Immunity . . . . . 719
- 21.3 Coordinated Cellular Defenses Respond to Pathogen Invasion. . . . . 723
- 21.4 Effector Molecules Damage Invading Pathogens . . . . . 730
- Chapter Review** . . . . . 737

## Chapter 22: Resistance and the Immune System: Adaptive Immunity . . . . . 740

- 22.1 The Adaptive Immune Response Targets a Specific Invading Pathogen . . . . . 741
- 22.2 Humoral Immunity Is an Antibody Response to Pathogens in Body Fluids . . . . 746
- 22.3 Cell-Mediated Immunity Detects and Eliminates Intracellular Pathogens . . . . . 756
- Chapter Review** . . . . . 766

## Chapter 23: Immunization and Serology . . . 769

- 23.1 Immunity to Disease Can Be Generated Naturally or Artificially . . . . . 771
- 23.2 Serological Reactions Can Be Used to Diagnose Disease . . . . . 786
- 23.3 Monoclonal Antibodies Are Used for Immunotherapy . . . . . 799
- Chapter Review** . . . . . 801

## Chapter 24: Immune Disorders and AIDS . . . 804

- 24.1 Type I Hypersensitivity Represents a Familiar Allergic Response. . . . . 805
- 24.2 Other Types of Hypersensitivities Represent Immediate or Delayed Reactions. . . . . 816
- 24.3 Autoimmune Disorders and Transplantation Are Immune Responses to "Self". . . . . 823
- 24.4 Immunodeficiency Disorders Can Be Inherited or Acquired. . . . . 827
- Chapter Review** . . . . . 838

## PART VII Environmental and Applied Microbiology

843

**Chapters 25 and 26 are available online with access code.**

## Chapter 25: Applied and Industrial Microbiology . . . . . 844

- 25.1 Food Spoilage Is Generally a Result of Microbial Contamination and Growth . . . . 846
- 25.2 Food Preservation Inhibits the Growth of Foodborne Pathogens and Spoilage Microorganisms. . . . . 848
- 25.3 Many Foods Are the Product of Microbial Metabolism . . . . . 857
- 25.4 Microorganisms Are Used in the Production of Many Industrial Products. . . 865
- Chapter Review** . . . . . 871

## Chapter 26: Environmental Microbiology . . . 874

- 26.1 Water Pollution Includes Biological Changes Harmful to Water Quality . . . . . 875
- 26.2 Proper Treatment of Water and Sewage Ensures Safe Drinking Water . . . . . 881
- 26.3 Microbes Are Indispensable for Recycling Key Chemical Elements . . . . . 889
- Chapter Review** . . . . . 897

## Appendix A Metric Measurement and Temperature Conversion Chart . . . A-1

## Appendix B CDC Summary of Notifiable Diseases in the United States 2014 . . . . . B-1

## Appendix C Pronouncing Organism Names . . . C-1

**Appendices D, E, and F are available online with access code.**

## Appendix D Answers to Self-Test Questions (Concept and Reasoning Check Answers; End-of-Chapter Question Answers; and Figure Question Answers) . . . . . D-1

## Appendix E Answers to MicroInquiry, Clinical Cases, and Investigating the Microbial World Questions . . . . . E-1

## Appendix F Answers to Chapter Challenge Questions . . . . . F-1

## Glossary . . . . . G-1

## Index . . . . . I-1



# INDEX OF BOXED FEATURES

## CLINICAL CASES

<b>Clinical Case 1:</b> Childbed Fever: A Historical Reflection . . . . .	13
<b>Clinical Case 2:</b> An Outbreak of <i>Salmonella</i> Food Poisoning . . . . .	52
<b>Clinical Case 3:</b> Bacterial Meningitis and a Misleading Gram Stain . . . . .	92
<b>Clinical Case 4:</b> An Outbreak of <i>Enterobacter</i> <i>cloacae</i> Associated with a Biofilm . . . . .	115
<b>Clinical Case 5:</b> An Outbreak of Food Poisoning Caused by <i>Campylobacter jejuni</i> . . . . .	151
<b>Clinical Case 6:</b> An Outbreak of Botulism Associated with Eating Fermented Food . . . . .	190
<b>Clinical Case 7:</b> <i>Klebsiella pneumoniae</i> in a Hospitalized Patient . . . . .	231
<b>Clinical Case 8:</b> A Diagnosis of Leptospirosis Based on DNA Sequencing . . . . .	266
<b>Clinical Case 9:</b> An Outbreak of Endophthalmitis . . . . .	283
<b>Clinical Case 10:</b> Severe Community-Acquired MRSA Pneumonia . . . . .	334
<b>Clinical Case 11:</b> Invasive Meningococcal Disease—School-Based Outbreak—2013 . . . . .	364
<b>Clinical Case 12:</b> Outbreak of an <i>E. coli</i> O157 Infection . . . . .	415
<b>Clinical Case 13:</b> An Outbreak of Tickborne Relapsing Fever . . . . .	442
<b>Clinical Case 14:</b> A Case of Chlamydia with Tragic Consequences . . . . .	460
<b>Clinical Case 15:</b> Multistate Outbreak of Monkeypox . . . . .	524
<b>Clinical Case 16:</b> The 2002–2003 Outbreak of SARS . . . . .	545
<b>Clinical Case 17:</b> Hepatitis A Outbreak . . . . .	582
<b>Clinical Case 18:</b> An Outbreak of Coccidioidomycosis . . . . .	623
<b>Clinical Case 19:</b> Primary Amebic Meningoencephalitis Associated with a Hot Spring . . . . .	653
<b>Clinical Case 20:</b> Locally Acquired Dengue Fever . . . . .	706
<b>Clinical Case 21:</b> A Clinical History of Bacterial Infections . . . . .	733
<b>Clinical Case 22:</b> An Immunodeficiency That Mostly Has Been Asymptomatic . . . . .	752
<b>Clinical Case 23:</b> A Case of Tickborne Encephalitis . . . . .	798
<b>Clinical Case 24:</b> <i>Pneumocystis</i> Pneumonia . . . . .	829

## INVESTIGATING THE MICROBIAL WORLD

<b>Investigating the Microbial World 1:</b> Can Life Arise Spontaneously? . . . . .	8
<b>Investigating the Microbial World 2:</b> Chemical Evolution . . . . .	59

<b>Investigating the Microbial World 4:</b> The Role of Pili . . . . .	108
<b>Investigating the Microbial World 5:</b> The Great Plate Count Anomaly . . . . .	160
<b>Investigating the Microbial World 6:</b> Microbes Provide the Answer . . . . .	192
<b>Investigating the Microbial World 7:</b> Survival in a “Wet” Desert . . . . .	208
<b>Investigating the Microbial World 8:</b> Spontaneous Generation? . . . . .	242
<b>Investigating the Microbial World 9:</b> Hand Hygiene in Healthcare Clinics . . . . .	304
<b>Investigating the Microbial World 10:</b> The Source of Antibiotic Resistance . . . . .	339
<b>Investigating the Microbial World 11:</b> Can <i>Streptococcus pneumoniae</i> Survive and Remain Infectious After Desiccation? . . . . .	377
<b>Investigating the Microbial World 12:</b> An Apple a Day Keeps the Doctor Away . . . . .	394
<b>Investigating the Microbial World 13:</b> The Lungs as Microbial Playgrounds . . . . .	437
<b>Investigating the Microbial World 14:</b> Does Cranberry Juice Cure Urinary Tract Infections? . . . . .	468
<b>Investigating the Microbial World 15:</b> Finding the Correct Address . . . . .	502
<b>Investigating the Microbial World 16:</b> Vitamin C and the Common Cold . . . . .	536
<b>Investigating the Microbial World 17:</b> How Is Yellow Fever Transmitted? . . . . .	574
<b>Investigating the Microbial World 18:</b> Bats, White Noses, and Koch’s Postulates . . . . .	610
<b>Investigating the Microbial World 19:</b> Love Your Enemy . . . . .	652
<b>Investigating the Microbial World 20:</b> Can a Yogurt a Day Keep the Doctor Away? . . . . .	679
<b>Investigating the Microbial World 21:</b> Who Goes There? . . . . .	722
<b>Investigating the Microbial World 22:</b> It’s in the Blood . . . . .	747
<b>Investigating the Microbial World 23:</b> The Salk Polio Vaccine Field Trials . . . . .	785
<b>Investigating the Microbial World 24.1:</b> Microbes and the Allergic Response . . . . .	812
<b>Investigating the Microbial World 24.2:</b> How Does HIV Kill T Cells? . . . . .	831
<b>Investigating the Microbial World 25:</b> The Microbial Ecology of Cheese (available online with access code) . . . . .	861
<b>Investigating the Microbial World 26:</b> Fixated on Carbon (available online with access code) . . . . .	891



**MICROINQUIRY**

<b>MicroInquiry 1:</b> Scientific Inquiry and Spontaneous Generation . . . . .	9
<b>MicroInquiry 2:</b> Is Protein or DNA the Genetic Material? . . . . .	61
<b>MicroInquiry 3:</b> Identifying an Unknown Bacterial Species . . . . .	82
<b>MicroInquiry 4:</b> Biofilms . . . . .	114
<b>MicroInquiry 5:</b> Identification of a Bacterial Species . . . . .	159
<b>MicroInquiry 6:</b> The Rotary Motor That Generates ATP . . . . .	183
<b>MicroInquiry 7:</b> The Operon Theory and the Control of Protein Synthesis . . . . .	222
<b>MicroInquiry 8:</b> Molecular Cloning of a Human Gene into Bacterial Cells . . . . .	253
<b>MicroInquiry 9:</b> Microbial Death . . . . .	280
<b>MicroInquiry 10:</b> Testing Drugs—Clinical Trials . . . . .	342
<b>MicroInquiry 11:</b> Infectious Disease Identification . . . . .	384
<b>MicroInquiry 12:</b> <i>Helicobacter pylori</i> : A Cost-Benefit Analysis . . . . .	420
<b>MicroInquiry 13:</b> Dreams of Conquest Stopped by a Microbe . . . . .	444
<b>MicroInquiry 14:</b> Sexually Transmitted and Contact Disease Identification . . . . .	483
<b>MicroInquiry 15:</b> The One-Step Growth Cycle . . . . .	518
<b>MicroInquiry 16:</b> Drifting and Shifting—How Influenza Viruses Evolve . . . . .	540
<b>MicroInquiry 17:</b> There Is Nothing Good About Mosquitoes . . . . .	589
<b>MicroInquiry 18:</b> Evolution of the Fungi . . . . .	614
<b>MicroInquiry 19:</b> Parasites as Manipulators . . . . .	656
<b>MicroInquiry 20:</b> Epidemiological Investigations . . . . .	701
<b>MicroInquiry 21:</b> Visualizing the Bridge Between Innate and Adaptive Immunity . . . . .	736
<b>MicroInquiry 22:</b> Mucosal Immunity . . . . .	750
<b>MicroInquiry 23:</b> Applications of Immunology: Disease Diagnosis . . . . .	797
<b>MicroInquiry 24:</b> Allergies, Microbes, and the Biodiversity Hypothesis . . . . .	814
<b>MicroInquiry 25:</b> Keeping Microorganisms under Control (available online with access code) . . . . .	855
<b>MicroInquiry 26:</b> Doing a Standard Qualitative Water Analysis (available online with access code) . . . . .	887

**MICROBIOLOGY PATHWAYS**

<b>Microbiology Pathways 1:</b> Being a Scientist . . . . .	5
<b>Microbiology Pathways 8:</b> Biotechnology . . . . .	255
<b>Microbiology Pathways 11:</b> Clinical Microbiology . . . . .	358
<b>Microbiology Pathways 15:</b> Virology . . . . .	497
<b>Microbiology Pathways 20:</b> Epidemiology . . . . .	692
<b>Microbiology Pathways 25:</b> Public Health Inspector . . . . .	856

**MICROFOCUS****BEING SKEPTICAL**

<b>MicroFocus 9.2:</b> Antiseptics in Your Pantry? . . . . .	292
<b>MicroFocus 12.1:</b> Probiotics to the Rescue? . . . . .	395
<b>MicroFocus 12.2:</b> I Caught a Cavity! . . . . .	399
<b>MicroFocus 16.1:</b> Catching a Chill: Can It Cause a Cold? . . . . .	535
<b>MicroFocus 19.3:</b> Eat Worms and Cure Your Ills—and Allergies! . . . . .	659
<b>MicroFocus 21.3:</b> Feed a Cold, Starve a Fever? . . . . .	730
<b>MicroFocus 22.1:</b> Of Mice and Men—Smelling a Mate's MHC . . . . .	757
<b>MicroFocus 22.2:</b> Can Thinking "Well" Keep You Healthy? . . . . .	758

**BIOTECHNOLOGY**

<b>MicroFocus 1.1:</b> Generating Life—Today . . . . .	11
<b>MicroFocus 6.1:</b> Bacteria Not Included . . . . .	184
<b>MicroFocus 15.3:</b> The Power of the Virus . . . . .	522

**CLINICAL MICROBIOLOGY**

<b>MicroFocus 10.3:</b> Superbug Health Threats—United States . . . . .	338
<b>MicroFocus 11.1:</b> A Yin/Yang Story . . . . .	367
<b>MicroFocus 20.1:</b> Sepsis and Septic Shock . . . . .	684

**ENVIRONMENTAL MICROBIOLOGY**

<b>MicroFocus 2.1:</b> Microbes to the Rescue! . . . . .	41
<b>MicroFocus 2.3:</b> Just South of Chicago . . . . .	46
<b>MicroFocus 3.2:</b> Cell Size: Macrobacteria and Nanobacteria . . . . .	87
<b>MicroFocus 5.1:</b> A Microbe's Life—Zombie Style . . . . .	142
<b>MicroFocus 5.3:</b> Drilling for Microbes . . . . .	155
<b>MicroFocus 6.2:</b> Bacteria "Cause a Stink" . . . . .	187
<b>MicroFocus 8.1:</b> Gene Swapping in the World's Oceans . . . . .	248
<b>MicroFocus 18.2:</b> The Day the Amphibians Died . . . . .	608
<b>MicroFocus 20.3:</b> Riders on the Storm . . . . .	697
<b>MicroFocus 25.4:</b> A Microbial Terroir (available online with access code) . . . . .	864
<b>MicroFocus 26.1:</b> Fish Handler's Disease (available online with access code) . . . . .	880
<b>MicroFocus 26.2:</b> Purifying Water with the "Miracle Tree" (available online with access code) . . . . .	882
<b>MicroFocus 26.3:</b> The Lows and Highs of Nitrogen Fixation (available online with access code) . . . . .	893

**EVOLUTION**

<b>MicroFocus 4.2:</b> The Origin of the Bacterial Flagellum . . . . .	111
<b>MicroFocus 4.3:</b> An Archaeal "Survival Suit" . . . . .	121
<b>MicroFocus 5.2:</b> "It's Not Toxic to Us!" . . . . .	152
<b>MicroFocus 7.2:</b> Evolution of an Infectious Disease . . . . .	225
<b>MicroFocus 7.3:</b> Shattered Chromosomes . . . . .	229
<b>MicroFocus 10.1:</b> Antibiotics and Life in a Microbial Community . . . . .	314



<b>MicroFocus 13.3:</b> But It Doesn't Itch! . . . . .	441
<b>MicroFocus 15.1:</b> Hypothesis: Giant Viruses Arose from Cellular Life . . . . .	499
<b>MicroFocus 18.1:</b> When Fungi Ruled the Earth. . . . .	603
<b>MicroFocus 21.2:</b> Avoiding the "Black Hole" . . . . .	727
<b>MicroFocus 24.2:</b> Why Are There Different Blood Types in the Human Population? . . . . .	818
<b>MicroFocus 24.3:</b> HIV's Family Tree . . . . .	830

## HISTORY

<b>MicroFocus 1.3:</b> Jams, Jellies, and Microorganisms	19
<b>MicroFocus 7.1:</b> The Tortoise and the Hare. . . . .	205
<b>MicroFocus 10.2:</b> The Fever Tree . . . . .	331
<b>MicroFocus 12.3:</b> Typhoid Mary . . . . .	413
<b>MicroFocus 13.1:</b> The Legacy of Guinard Island. . . . .	431
<b>MicroFocus 14.1:</b> The Origin of the Great Pox. . . . .	462
<b>MicroFocus 17.1:</b> What's Worse—the Disease or Medical Intervention? . . . . .	572
<b>MicroFocus 18.3:</b> "The Work of the Devil" . . . . .	609
<b>MicroFocus 19.1:</b> The Great Famine. . . . .	636
<b>MicroFocus 25.1:</b> To Feed an Army . . . . .	849
<b>MicroFocus 25.2:</b> It Started with "Stomped Potatoes" (available online with access code) . . . . .	852

## PUBLIC HEALTH

<b>MicroFocus 1.2:</b> Epidemiology—Today . . . . .	15
<b>MicroFocus 9.1:</b> "No, the Food Does Not Glow!" . . . . .	287
<b>MicroFocus 10.4:</b> Preventing Antibiotic Resistance: Steps You Can Take. . . . .	341
<b>MicroFocus 11.2:</b> "We Never Want This to Happen Again" . . . . .	376
<b>MicroFocus 11.3:</b> The Killer of Children . . . . .	379
<b>MicroFocus 13.2:</b> A Real Eco-Challenge! . . . . .	433
<b>MicroFocus 14.2:</b> "Smelly Sweat" . . . . .	471
<b>MicroFocus 15.2:</b> Phage Therapy and Clinical Medicine. . . . .	511
<b>MicroFocus 16.2:</b> Is It a Cold or the Flu? . . . . .	542
<b>MicroFocus 16.3:</b> Which Flu Vaccine Is for Me? . . . . .	543
<b>MicroFocus 16.4:</b> "Should We or Shouldn't We?" . . . . .	559
<b>MicroFocus 17.2:</b> A Newly Emerging Hemorrhagic Fever . . . . .	577

<b>MicroFocus 17.3:</b> The "Milwaukee Protocol" . . . . .	587
<b>MicroFocus 19.2:</b> The "Baghdad Boil" . . . . .	642
<b>MicroFocus 20.2:</b> Illness Might Be Good for You . . . . .	691
<b>MicroFocus 20.4:</b> Bioterrorism: The Weaponization and Purposeful Transmission of Human Pathogens . . . . .	699
<b>MicroFocus 23.1:</b> Preparing for Battle . . . . .	775
<b>MicroFocus 23.3:</b> The Risk of Not Vaccinating: Community and Healthcare Settings . . . . .	783
<b>MicroFocus 25.3:</b> Free Market Economy and Foodborne Diseases (available online with access code) . . . . .	855

## TOOLS

<b>MicroFocus 2.2:</b> The Relationship Between Mass Number and Molecular Weight . . . . .	44
<b>MicroFocus 3.1:</b> Naming Names. . . . .	80
<b>MicroFocus 3.3:</b> Calculating Resolving Power . . . . .	89
<b>MicroFocus 4.1:</b> Bacteria in Eight Easy Lessons . . . . .	102
<b>MicroFocus 8.2:</b> The Polymerase Chain Reaction . . . . .	257
<b>MicroFocus 8.3:</b> Microarrays Can Be Used to Study Gene Expression . . . . .	259
<b>MicroFocus 9.3:</b> Decontamination of Anthrax- Contaminated Mail and Office Buildings . . . . .	301
<b>MicroFocus 23.2:</b> Enhancing Vaccine Effectiveness. . . . .	779
<b>MicroFocus 23.4:</b> The Hemagglutination- Inhibition Test . . . . .	790

## MEDICAL MICROBIOLOGY

<b>MicroFocus 14.3:</b> Rosacea . . . . .	475
---	-----

## MISCELLANEOUS

<b>MicroFocus 21.1:</b> Going with the Flow. . . . .	721
<b>MicroFocus 24.1:</b> Warning: This Product Contains Peanuts . . . . .	810

## INFECTIOUS DISEASE

<b>MicroFocus 22.3:</b> The "Over-Perfect" Storm . . . . .	765
--	-----