


CRIMINAL JUSTICE

LearnScape Overview: *Applying the Amendments Correctly*



Virtual Mentoring - As Sergeant, you must mentor two young police offers (pictured middle and right) while your Lieutenant (pictured left) mentors you. This process of applying information to teach others promotes deeper learning. Along the way, built-in feedback and remediation from the Lieutenant scaffolds your learning process.

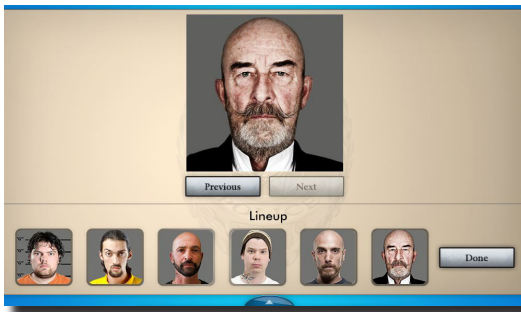
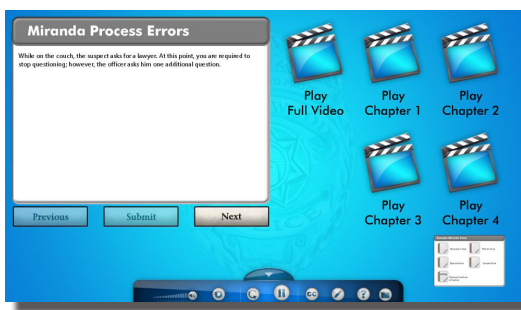


Photo Lineup Exercise - In this interactive assessment exercise, you must provide your mentees feedback on their Photo Lineup and even create a sample lineup of your own.



Miranda Process Feedback - In Episode 2, you review footage and comment on how the officers handled the interrogation.

ABOUT LEARNSCAPES

Toolwire LearnScapes are story-based learning tools that immerse students in real-life situations. These “virtual internships” introduce course learning objectives in a way that is relevant, engaging, and promotes better learning outcomes. Through the use of authentic, photo-realistic environments, an interactive technology overlay, and a seamlessly integrated “natural assessment” infrastructure, LearnScapes “bring learning to life”.

The Criminal Justice LearnScape includes three sequential Episodes that each take roughly 15-20 minutes to complete. Available via a web browser, students can access these modules anytime, anywhere and can replay them multiple times in order to master the material.

Story Background

The city has seen a rash of crime in the past two years. In an effort to convict more offenders, the police have emphasized limiting procedural mistakes.

In this LearnScape, another crime has just been committed. You are the Sergeant in charge of two Patrol Officers who responded to the scene of this robbery. Have you mentored them well? Have they avoided mistakes during the preliminary criminal investigation and followed proper criminal procedure protocols? Can you help them learn from any mistakes they have made?


EPISODE 1: IDENTIFICATION

Learning Objectives

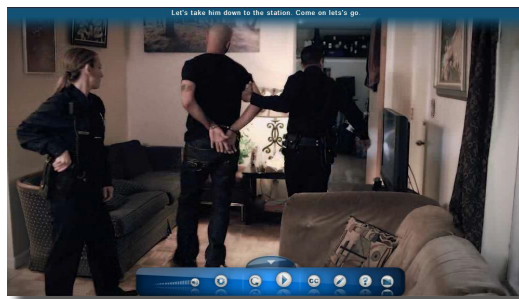
- Identification of suspects
- Interviewing a witness
- Procedure for a suspect lineup / street ID

Overview

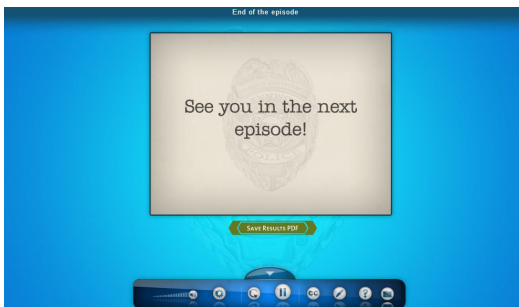
It is up to you to train two rookie officers in correct criminal procedure. After watching footage of a recent attempted robbery, you will review how the officers handled the suspect ID – lineups, admonitions, and witness interviews. You will find their errors, give them feedback, and even create a sample Photo Lineup at their request.



Authentic and Relevant Experiences - LearnScapes expose learners to realistic environments with talented actors who bring criminal justice roles to life. This level of authenticity enhances engagement and is the foundation upon which memorable experiences and deeper learning take place.



Safe Learning Environments - LearnScapes provide a safe, virtual environment to learn and practice skills that are otherwise challenging to teach through traditional on-ground learning approaches.



Saving Assessments - At the end of each episode, learners save their results to a PDF that they can email to their instructor for grading.

EPISODE 2: MIRANDA

Learning Objectives

- Miranda - when needed
- Arrest Process
- Interrogation

Overview

Miranda rights aren't as straightforward as they seem on TV. After learning about all things Miranda from your Lieutenant, you watch footage of the officers "Mirandizing" the suspect. It's up to you to catch all their errors, regardless of how subtle they are. Being a good mentor also means responding to Miranda "what if" questions from the officers, because no two situations are alike. When it's time for your trainees to interrogate the suspect, you watch via live feed and comment on their performance. Can they get the suspect to crack while keeping the statements admissible?

EPISODE 3: SEARCH AND EXCLUSIONARY RULES

Learning Objectives

- Exclusionary Rules - 4th, 5th, 6th Amendments
- Search warrant creation and execution
- Exceptions

Overview

It's one thing to seize evidence, it's another to make sure it's admissible in court. This episode is all about creating valid search warrants and executing them properly. Did your officers provide enough probable cause in the search warrant? Did they execute the search properly or will the evidence be inadmissible? Watching footage of their search, you give your trainees feedback and you cover all the scenarios that can occur during a search. At the end of the episode, you review the complete case with your officers and hope that they (and you!) have gained valuable experience on correct criminal procedures.

CRIMINAL JUSTICE LEARNSCAPE

A personalized learning journey where students LEARN by BEING.